

13 QUESTIONS TO ASK YOUR CONTRACTOR BEFORE BUYING EXTERIOR WINDOW SHUTTERS



Table of Contents

| | |
|--|-----------|
| Introduction | 3 |
| Shutter's Warranty | 4 |
| Best Materials for your Shutters | 5 |
| Installations and Repairs of Shutters | 8 |
| Shutter Styles & Colors | 12 |
| Finding Best Quality Exterior Window Shutters | 15 |

Introduction!



Exterior window shutters are versatile, affordable and they increase the outer look of your offices or homes very beautifully. These are the window treatments which can be financed into your office or home purchasing. Why? Because shutters are extremely desirable and generally stay with the office or home even if it's sold. These shutters are not only beautiful but they can also withstand hurricane flying debris.

When you think to shop for exterior shutters, it's essential to know if you're buying shutters accurately made for your windows.

People are adding up quality shutters to their home's windows for many reasons. Obviously, an eye-catching set of shutters is always aesthetically pleasing. Also shutters give an excellent value to your home at easy-on-pocket prices.

Above all, exterior shutters also have great practical functionality since these help to control your privacy as well as provide protection and shade from weather conditions.

Some advantages of exterior shutters:

- Adds Value to Your House
- Trouble-free to Maintain
- Child Friendly
- Pet Friendly

Once you've chosen the right type of shutters for your exterior windows, don't forget to have a glance over the available materials.

13 Questions to ask your contractor before buying outdoor window shutters

Shutter's Warranty

Shutters are always backed by a Warranty against any original defect in the material or workmanship. You may get a Lifetime Limited warranty that will cover colorfastness as well as warping. Stained and painted shutters have warranty covering colorfastness where as, wood shutters can warp in intense humid areas therefore this is considered as normal wear and tear in which you cannot get any warranty from the manufactures or dealers.

When it comes to repairs or remake of any defective product, the manufacturer, dealer or its licensed distributor will not be liable for the costs to remove or re-install the product.

To Obtain the Warranty Service

- *You can contact your dealer for any kind of warranty assistance.*
- *Visit www.newenglandshutter.com Customer Care for manuals or technical support.*

Q1. How is the warranty offered by YOU, better than other shutter companies?

A. New England Shutter Mills have experienced professionals are in this field for more than last 14 years. When we handle any project, we take charge of its all the aspects from building, painting to installations. Our mantra is step-by-step execution of the project under strict professional supervision.

That's the reason, we feel and understand the value to give you warranty that acts as helping hand when you need repairs, installations and more.

Our warranty doesn't include any shipping charges, labor costs for installation, measuring or trip charges. Warranty claims are needed with proof of the purchase, along with details about the problem, product location, etc.

Best Materials for your Shutters

Exterior shutters have always been a fashionable furnishing for windows since past several years. Good quality shutters look better, get easily installed and always last longer. Most of the people are now embracing shutters for its simplicity and long term investment aspect. Shutters are usually sold in white but all are not made from top quality timbers like before. All white shutters look the same, so you must know which material shutter would be the best pick.

Shopping for best exterior window shutters may become a confusing task for you because of the enormous kinds of materials that are used as well as promoted to be the superior. Additionally, methods of shutter construction including materials used greatly contribute to its cost.

On the other hand, an exterior shutter constructed well out of a high-quality material will always be durable and beautiful not less than any ideal piece. So why don't you raise your "shutter IQ" by finding out the best shutter for your house!

When you shop for exterior shutters, don't forget to ask about:

- 1. Tension adjustment screws (for preventing issues with drooping louvers in coming time)*
- 2. Mortised hinges (it looks good in the frame install and from outside on the bi-fold panels)*
- 3. The wood, the shutter is made up from (avoid buying pine shutters)*
- 4. Rabbited edges*
- 5. Siderails minimum 1 1/2 inches thickness (it prevents warping of the panel)*
- 6. References (check your BBB).*

Q2. What type of wood is best?

A. Wood is a traditional material used for shutters, since it provides a classic appearance that always matches nicely with your home peripherals. Wood shutters can also be available in a higher price range depending on the type of wood used and it may also require some extra care as compared to other materials, but still it remains to be a popular choice for its advantages. Extended warranties with these shutters make up for their cost.

The most preferred material for shutters is wood but not all woods are alike. Some are superior for being straightest of hardwoods and some are light weight. If you try to explore more about exterior shutters, you will very soon find out that in today's times in any industry various types of wood is used to make shutters. Therefore, you must know some of the main characteristics of a suitable wood for exterior shutters.

The characteristics are;

- *It should be relatively light,*
- *Must resist warping for longer time period*
- *Must resist moisture entrance and splitting*
- *Must be inexpensive.*

According to us, the best for the New England Market is the old growth, Vertical grain Western Red Cedar. The major reason being is that it doesn't rot and bugs don't like it which means it will last for longer time period.

Vertical grain Western Red Cedar shutters can mill as well as finish nicely. On the other hand, color varies for staining. The material is soft and therefore vertical grain Western Red Cedar works superbly for any exterior shutter. The durability is outstanding and has high resistance to decaying which make this wood ideal for shutters. If you are looking for long service and less maintenance in window sashes, mud sills, etc. then this wood is the right pick for your exterior window shutter. Oh, yes, and not to forget bugs hate it!

Q3. What about Pine? They are available in all major "big box" stores.

A. Pine is actually a kind of softwood having several different species as well as grades available in the market. The quality of Pine is inconsistent therefore it's not a suitable wood for making shutters. In New England since there are severe temperature changes (-1 in the winter and 98 in the summer) it "moves" to a certain extent. If you check out the guarantee you will notice that it's usually restricted to only 1 year.

Q4. Is wood better than composite/plastic shutters?

A. If you've decided on composite/plastic shutters for your windows so your next decision must be whether to select exterior shutter made from wood or man-made composite/plastic materials. When you ask your friends they give you conflicting information – many say wood while some strongly recommend composite/plastic.

Pros -

Composite/plastic shutters are less expensive than wood, which means if wood shutters are out of your budget then definitely consider these shutters. Composite/plastic is a good choice for areas which are more prone to moisture for instance lanais and garages. This material is moisture resistant because it's doesn't warping when exposed to humidity.

Vinyl shutters are attractive without requiring much maintenance. These resist all weather conditions and are simple to paint as per your liking. Another synthetic material is a composite fiberglass.

Cons -

Although these shutters can be created to look exactly like wood ones, you can't treat them like wooden shutters. The composite/plastic shutters will always give you limited color choices since they are available in white and off-white. Though these colors are flawlessly suitable for majority of windows, clients who want to go with their trim color accurately or want an exclusive paint or stain color must consider wood. Unlike wood, vinyl designs can't be stained which means matching your composite/plastic shutters with your house exteriors won't be possible.

All different shutters have their own different place. However, plastic shutters tend to fade very quickly, lose its luster and the worst part is that it cannot be revived. These are inexpensive as well as come in limited standard colors, such as black and white. The plastic shutter is surprisingly heavy and sags over the time.

Installations and Repairs of Shutters

Q5. Who does your shutter installations?

A. An easiest way to add some great value to your home is installing exterior shutters on windows. Whether you are looking for classic styles or contemporary shutter installation, our professionals will always help you to create an atmosphere which is exclusively yours at an affordable price.

With top-rated as well as professional installation from New England Shutter Mills, you will enjoy the newly installed shutter for many years to come. We take all your worries relating to measuring and installing your shutters. From the first visit of our professionals to your door-step to the concluding installation, everything is included in just one low price. We never sub-out our installs and all our employees are trained, insured as well as bonded by us.

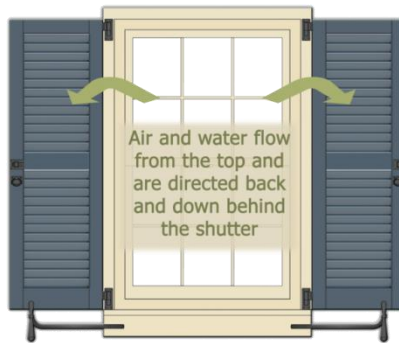
The New England Shutter Mills Company offers a superior level of expertise as well as customer service, blended with competitive pricing on our high quality exterior shutters. We offer you a custom-made service that includes design discussion, measurements, quotations, installations and after service. We're happy to give you much time to ensure that you're happy with our product that you have chosen. Our aim is to offer you an enjoyable experience and create a look that you visualized for your home.

Q6. Should Louvers face up or face down when installed on working hardware?

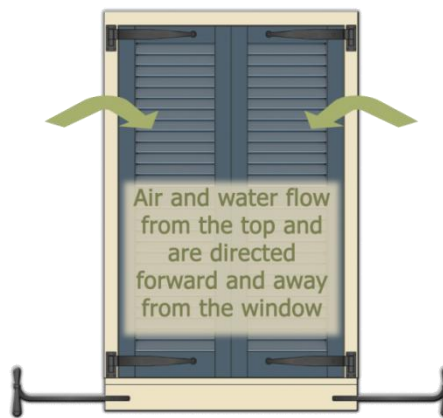
A. This is an old question on louvered shutters and answer to this is, they must be pointed downwards. Of course this works if you are thinking about shutters when open, just like the back or forward slash keyboard confusion which keeps us poised for a second. It depends on the each person's perspective because one person's back slash can be another one's forward slash.

When you are dealing with any kind of Open Shutters, the accurate installation of a shutter must have the louver face down and at the back when the shutter is open. So this will allow rain to fall through the louvers, avoiding pooling in the shutter or in the front of your home's window area.

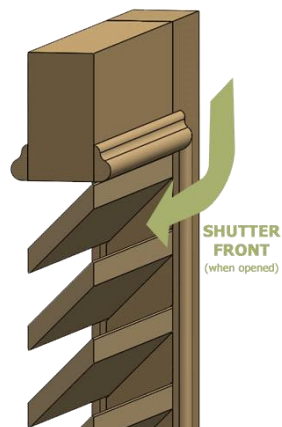
The first image below



The second image below



The third image below



In many cases facing up is better it's simply because a shutter requires to be closed in order to protect your window from sun, rains and debris in the surrounding outer area. And the louvers would reverse and face down when they are closed.

Although nowadays exterior shutters are almost exclusively decorative, a facing down louver will give a nice safe and dry heaven for birds, bees as well as others pests. Louvers up, allows rain to pass through and keeps the area behind the shutter well ventilated.

Q7. Can old shutters be repaired or restored?

A. For centuries, shutters have protected homes— right from Elizabethan cottages to the 19th-century plantation—and have added great security as well. Even today, exterior shutters serve as an essential function and vital aesthetic element taking care of your interiors from harsh weather for years to come. Of course, wood shutters need maintenance, but old ones often require hardware repairs.

There are three categories of Shutter hardware:

- Hinges holding the shutter to window jamb or the wall, making it open as well as close.
- "Shutter dogs" also known as tie-backs that hold shutters open
- Interior latches for keeping the shutters closed.

Homeowners very commonly encounter hardware problems and firstly with the hinges. Shutter hinges frequently take the shape of some kind of strap hinge of an "eye" or cylindrical opening and pintle, which is a small piece of bar stock secured in the iron strap and fixed firmly to the jamb. Even if the pintles are securely installed, they may quite easily loosen-up due to rot in the wood, wear from opening and closing since years or because of banging around during windy days. Repairs can be simple such as attaching a small wedge below or above the loose-fitted iron tang and fixing it with some construction adhesive. In case your shutters have any historical significance then restoring them is worth your money and time. In this situation, we can help you to make your shutters like new ones, although restoring is often more costly than reproducing the original shutter. Remember that, we do offer any complimentary on-site educational review so you must make a completely informed decision as to what is best for you.

Q8. How are your shutters assembled?

A. We know that assembling and installation exterior window shutters is not everyone's cup of tea. That's why you must prefer to get a professional shutter assembling service and they will come to your home for measuring your windows and installing your shutters. Most people look to have their shutters measured as well as installed for them instead of embarking on DIY endeavors.



The New England Shutter Mills company pleasingly provides an exclusive exterior window shutters installation service. Your home may have irregular shaped windows, having porthole triangular or round windows or a complex conservatory window. We give you window shutters that are most

durable and desirable. Well, whatever be the reason we completely comprehend that you wish to have shutters fitted to your windows, that is why we assemble the shutters in Spirit and Tradition of New England keeping our customers need in mind. We have many inspiring ideas for bad shaped windows, shutter colors, paint finishes and excellent illustrations from real homes to give you ideas for your installation.

A mortise-and-tenon joint is a way of joining 2 parts of wood at some angle (usually 90°) to one other. Real wood window shutters can also be made from various hardwoods and Mortise and tenon joints are the preferred approach to connect the top and the bottom rails to side stiles over the wood shutters. Mortise and tenon joints can withstand the forces and stress applied while operating the wood shutter. Wood shutters are available in a wide range of colors, textures and stains. Whereas, some wood shutters can also have motorization, hidden or invisible tilt and much more.

Shutters made from wood can be of almost any shape that is from arch to round windows. Without a doubt, mortise-and-tenon joints are used more for woodwork or furniture. There're literally numerous variations on the basic mortise-and-tenon joint, but all of them work in a similar way.

We build all our shutters using a true mortise and tenon joint. If you want to know more about mortise and tenon assembling, please check out the website below.

http://en.wikipedia.org/wiki/Mortise_and_tenon

When combined with a strong wood, such as Western Red Cedar, it provides more strength to the shutter as well as long-lasting durability. Life is too short for DIY shutter installation, why don't you use a local shutter company for measuring and fitting your shutters.

Shutter Styles & Colors



The designing of the exterior shutter totally depends on your needs and actual style as per your windows. Shutters styles are actually all about your taste. **Paneled, louvered** and **board n' batten** ones are three main choices. Have a glance over the huge range of shutters and pick the one you like. Louvered shutters are classic options with their charm and texture. Board n' batten window shutters will give an added rustic look to your home.

Paneled Exterior Shutters -

Paneled Shutters add an extra traditional colonial appearance with 2 panels, you will get have huge selection to fit your needs surely. Paneled shutters are available in vinyl and Authentic Wood as well. These shutters are a great enhancement for manor homes, colonial homes, cottages and architectural homes.

Louvered Exterior Shutters -

From style to size you will definitely find the perfect louvered exterior shutter. These window shutters offer a stylish signature styling and enduring accent to your homes. Envision the elegant yet pick from many louver combinations.

Board-n-Batten Exterior Shutters -

The simplest form of Board-n-Batten shutters rumored to be the original style of invented shutters. The shutter's vertical members are said boards and horizontal ones are battens. This traditional style is a perfect match for ranch type homes or houses that want to replicate historical impact and simplicity.

Q9. What Style of shutter is appropriate?

A. Make sure to decide about the style and color of your shutter in advance. Always try to match the shutter's color with the surrounding area or accent the current outer paint of your home with the new window shutters. You can also have a customized set of shutters as per your exact needs and it's easier than ever.

Shopping online can help you get the perfect shutters without even leaving your place. Many store websites offer you with the facility to have customized shutters by style, material and color. If you need certain shutter shape for your windows for instance an arched top, then this can also be chosen.

At any point we can meet with the historic commission in your city or town to help with regulations. Not only this, we can also walk through the neighborhood with you for a glance.

We can explain you about the shutters used in your neighborhood and the features that are more important for your home. Always remember, all shutters are manufactured by New England Shutter Mills for the job, so we can provide you with any style you want.

Q10. What kind of paint is used?

A. Firstly, avoid the paint concern by selecting the correct color shutters. If you've faded shutters, then simply buy new ones.

Window shutters greatly change the look of the home's exterior without the need to break the bank on a big home remodeling project. Opting for the right color can enhance the charm of your home, while laying hands on the wrong paint color could annoy your neighbors.

The Home's Exterior Style

Find out the appearance of your home whether it's traditional or contemporary. Traditional-styled homes look best with the classic black or white window shutters. More modern homes get exterior window shutters with bolder shades, such as vibrant blue or bright red.

The Home's Exterior Colors

Unless you plan to change your home exterior, you will want the color of your shutter to blend well with the existing siding, brick or paint. Evaluate the home's exterior many times a day to make out the variations in the color in different light and you can also take photos of the home exterior at different times from various angles.

Window Trim Colors

Don't forget to consider the window trim color since shutters and trim put up against each other.

A majority of people choose same paint color making the entire window look like a single piece.

Complementary Shutter Colors

Choose colors that complement the exteriors of your home. For having a subtle look, try to be in the same shade family, with the omission of black or white – as both matches any exterior color scheme. To have a dark-color exterior, think of picking a color which is few shades lighter. Never forget to visit your neighborhood to note down the color schemes used. After short listing the colors, take photos of the home's exteriors and let us know.

We will use whichever paint you like as per you exact color specification. However, we've developed our own formulation with over XXXX popular colors for shutters installed in New England's harsh weather environment. A color match, using our paint, would allow you to take advantage of best quality as well as 10-year warranty on paint.

Q11. We had already contracted with our painters to paint our shutters before we realized they need replacement, is that Ok?

A. Of course, that would never be a problem when you are choosing us, as we are flexible to work as per your requirements and desire. If you suddenly realize the need to change the shutters then we can do the installation. Additionally, we cover your shutters with our exclusive 20-year replacement guarantee. Which means a totally dependability on us will never let you down and this is our promise as well as motto.



New England Shutter Mills is your only source for best exterior shutters made various materials like wood, vinyl, composite wood as well as fiberglass. Setting up exterior shutters adds value as well as curb appeal. We have a huge selection of colors and styles which are great for any house including standard louver, raised panel and the country style. For installing functional and decorative exterior

shutters we've got everything that you need. Our window shutters can anytime be customized to match your exact specifications, so only your imagination will be the limit!

Finding Best Quality Exterior Window Shutters

Q12. Where can I see your shutters?

A. We pride in saying that we have installed 1000's of shutters, on homes, throughout New England, from the islands to Maine. If you wish to know more about us, then please do not forget to visit our testimonial page. Its not just about residence shutter installations, we are also expert in commercial installations of exterior window shutters.

If you are looking for longevity in a shutter then here are a few for you to know: Longwood Cricket Club, Andover Inn At Phillips Academy, Harvard Law School, Rhode Island School of Design (RISD) The Hosmer House in Lexington, The Shirley Eustas House in Boston, Historic Cherry Hill, and many other private residences on historic Registers.

Q13. What is the lead-time?

A. We believe in creating shutters as per your exact needs. Therefore, once we take the order to build the shutter to fit the specifications of the job, right from the date of signed proposal and receipt of deposit, your shutters get painted and installed within 4-5 weeks. In case you need them delivered without paint then it typically takes 3 weeks.

To have finest exterior window shutters has never been so easy, so why don't you take advantage of:

- ❖ Best quality wood window shutters!
- ❖ Deliveries in half the industry typical lead time
- ❖ Express deliveries!
- ❖ Always assisting customer service
- ❖ A company with the aim to work with you hand in hand!
- ❖ First class knowledge in the this industry which is second to no-one
- ❖ We always "think outside the box" and give you the most unique experience.
- ❖ We are proud to offer services that are beyond your expectations.
- ❖ We give you an accurate picture of how our way of working and where your purchases actually come from.
- ❖ And at the end of the day, we are honest, knowledgeable and give you friendly advice and services all the way.